



Nature & Wildlife Photography
John Tunney

Nature Photography

Natural History:
Animals, plants, rocks,
minerals, water, weather, etc.






Landscapes & Seascapes



Flowers





Birds & Other Wildlife

















Sharks



Whales











Telephoto Lenses

Zoom and/or prime lenses with reach
in 300-600 range

\$1000-\$2000

Tele-Extenders add reach to telephoto lenses



Usual “Best Practices”


- Rule of thirds
- Leading lines
 - Framing
 - Lighting
- Depth of Field
- Shutter Speed

Look for animal behavior...











Look for stories

















A photograph of a seal swimming in clear blue water. The seal's head is above the surface, and its body is visible below. The water is bright blue with some white foam from the seal's movement. The text 'Patience', 'Anticipation', and 'Luck' is overlaid in white on the left side of the image.


Patience
Anticipation
Luck



Patience



Anticipation



Luck




Framing





Think about Composition



Leading Line

Rule of Thirds

Leading Line

Think about Composition





Experiment with composition. Shoot and/or crop multiple ways.



Experiment with composition. Shoot and/or crop multiple ways.



Experiment with composition. Shoot and/or crop multiple ways.

Better coming at you...



..than flying away.










See the light



See the light



See the light



Natural still life.













Nature & Wildlife Photography



There are rules & definitions
(in certain circumstances)

Nature Photography

PSA, NECCC Definition

Photograph depicting a scene of natural history
(excluding anthropology and archeology)

Story value outweighs pictorial quality.


Human elements can not be present
– no “hand of man”*

No manipulation beyond traditional darkroom
processing**

*Scientific bands, barn owls in barns, pelicans on posts are ok

**HDR may be okay

Nature Photography



PSA & Camera Club rules
exclude domesticated animals
and hybrid plants



Nature Photography

Story value outweighs pictorial quality.

Story value outweighs pictorial quality.




This would score better

Story value outweighs pictorial quality.



This would score better...



...than this.

Nature Photography

Human elements can not be present
– no “hand of man”*

*Scientific bands, barn owls in barns, pelicans on posts are ok

Nature Photography

Human elements can not be present
– no “hand of man”*



Okay

Nature Photography

Human elements can not be present
– no “hand of man”*



Okay



Not okay



Nature Photography

No Manipulation.

Image must present the “truth” of the scene



Not acceptable

Basic darkroom processing is okay,
but no cloning, cut and paste, moving elements, etc.





Animals:
Nature vs. Wildlife Photography

Nature: Animals can be wild or in captivity,
but no “hand of man” applies)

Wildlife: In the wild only, no captivity

Animals: Nature vs. Wildlife Photography



Nature or wildlife



Nature only because
shot in zoo

Enough about PSA/NECCC...

Where to Find Nature Shots

Where to Find Nature Shots

Zoos



Zoo Tips

Go early or late to avoid crowds

Feeding time is when animals are most active



Zoo Tips



Bring a long lens to get close
to subjects

Zoo Tips



Get close and shoot through fencing to make wires soft and “disappear”



Tips for Birds in Flight (and any other moving target)

Telephoto lens

Shutter Priority

Shutter speed: 1000+

ISO: Auto

Turn off image stabilization

Pre-focus



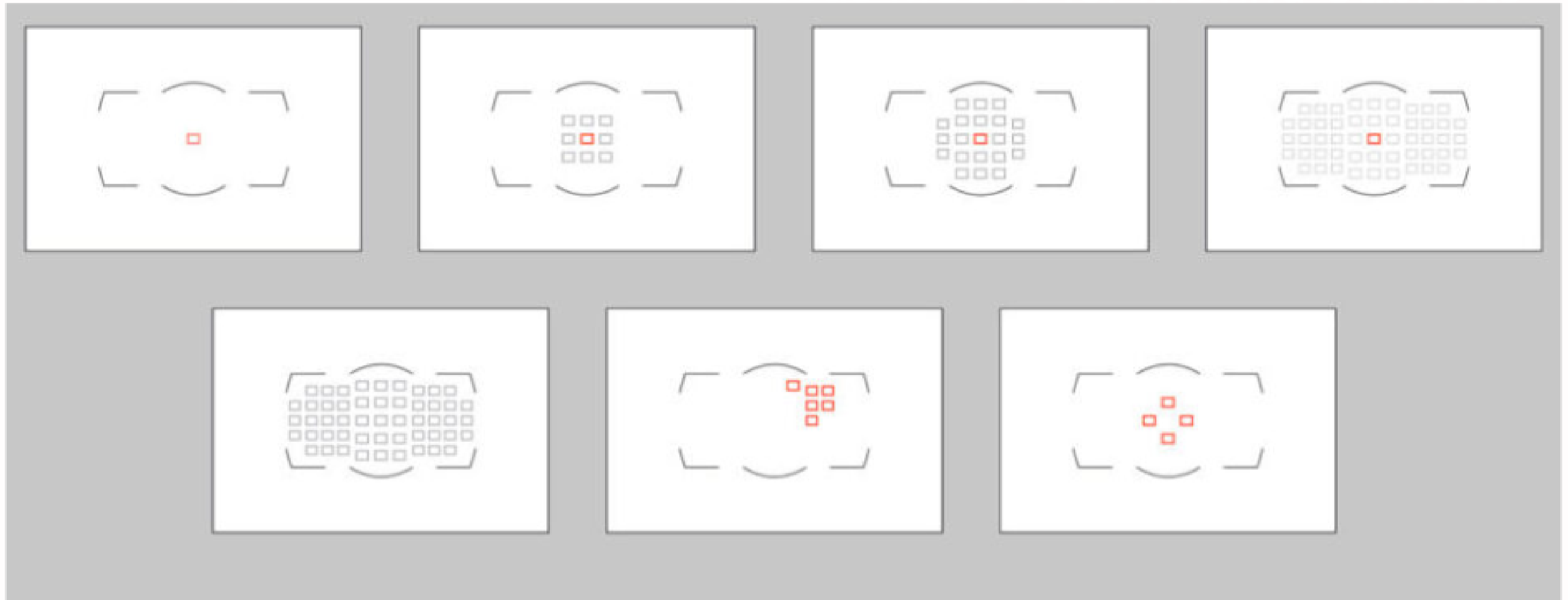
Focusing

Focus Modes for Moving Subjects

- AF-C (Sony and Nikon)
- AI-Servo (Canon)

Press shutter button half way to lock focus, then hold shutter button down for continuous shots.

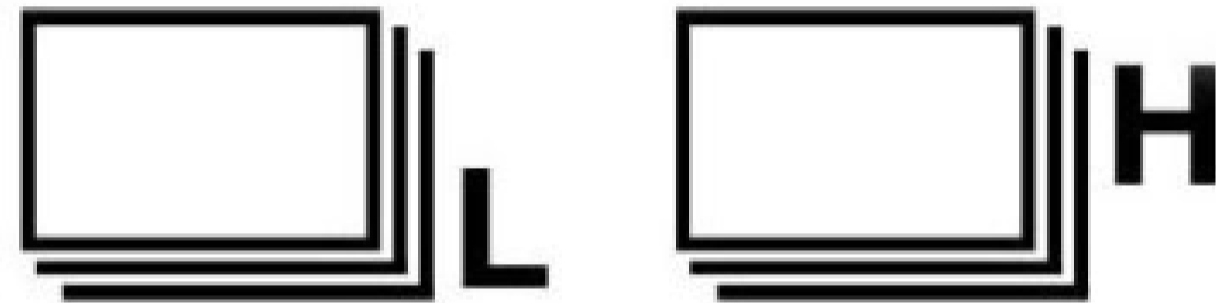
Focus Area Modes



**Single shot, Expanded*, Zone*, Tracking*
(Nikon - Dynamic Area* and 3D*)**

***These will work best with moving subjects**

Drive Modes/Burst Mode



High-speed, continuous, burst modes
let you hold down shutter button
and keep shooting



Image Stabilization

- On or off?
 - Test focusing. Faster with or without?
- Mode 1 is for stationary subjects
- Mode 2 is for moving targets

Whale Watch Tips

Best light later in day

Use a zoom or telephoto

Fast shutter speed freezes action

- Use aperture or shutter priority to ensure max shutter speed
 - High ISO 400 (depending on noise)
- Open aperture, low f-stop f4-5.6 (DOF not major issue)

Turn off lens image stabilization (check your manual)

Try to anticipate actions



Where to Find Nature Shots

Backyards



Where to Find Nature Shots

Backyards



Where to Find Nature Shots

Backyards



Where to Find Nature Shots

Backyards



Where to Find Nature Shots

Backyards







Backyard “Seeing” Project

Everyday for a week
spend 20 minutes
photographing something

Nature & Wildlife Ethics

Learn patterns of animal behavior.
So as not to interfere with animal life cycles.



Do not distress wildlife or their habitat.
Respect the routine needs of animals.

Use appropriate lenses to photograph wild animals.
If an animal shows stress, move back and use a longer lens.

Acquaint yourself with the fragility of the ecosystem.
Stay on trails that are intended to lessen impact.

Do not participate in or endorse the use of a live mammal as bait for photographic purposes.

Use of a live mammal as bait is unethical and can cause harm to predatory birds and animals.

Research your subject beforehand and avoid risking harm to capture an image.

Safety First





Photographer unknown

Wildlife are not tame

National parks are not zoos

Where to Find Wildlife

Birds

Audubon Wellfleet Bay Sanctuary
Coast Guard Beach, Eastham
Fort Hill, Eastham
South Beach, Chatham

Osprey Nests

- Freezer Lane, Barnstable
- Dawes Beach, Osterville
- Greys Beach, Yarmouth
- Morris Island, Chatham
- Crosby Landing, Brewster
- Wellfleet Harbor

Seals

Chatham Harbor
Nauset Beach, Orleans
National Seashore, Eastham-P-town
Head of the Meadow Beach, Truro





Nature & Wildlife Photography
John Tunney
www.jtunney.com