



Shutter Speed

Shutter Speed

1/8

1/15

1/30

1/60

1/125

1/250

1/500

1/1000

Aperture

1.4

f2, f2.8

f4

f5.6

f8

f11

f16

f22

Shutter speed and aperture (and ISO) work together to create proper exposure by controlling the amount of light that hits the sensor.

In general, if you increase shutter speed you should decrease the aperture in order to maintain proper exposure.

Example: An exposure of 1/30 sec. at F11 has the same amount of light as 1/60 sec. at F8.

Composing with Time



Using shutter speed as a compositional tool
to stop or blur the action



1/400th sec.

Fast shutter speeds help you freeze the action



1/1000th sec.

Lower your f-stop and/or increase ISO if necessary.



1/1000th sec.



1/2 sec



1/30 sec

Long exposure (slow shutter speed) blurs the action

Creates sense of motion, energy . . .



25 secs

Long exposure (slow shutter speed) blurs the action

Softness and calm . . .



30 secs.




1/10 sec.



12 secs.









1/800 sec



1/800 sec



1/100 sec



1/250 sec.



1/250 sec.



1/30 sec.



1/250 sec.



1/30 sec.



1/8 sec.



1/40th Second



15 Seconds with Neutral Density Filter



1/2000th sec.



1 sec.



1/200th sec.



1 sec.



1/50th sec.




1/50th sec.



1/4 sec.



1/60 sec.



1/50th sec.




15 secs.



1/10th sec.



1/10th sec.



6/10th sec.



1/160 sec., F9, ISO 800



1/10 sec., F9, ISO 800



0.4 secs., F9, ISO 800



15 secs., F9, ISO 800



STOP ACTION



STOP ACTION

- Fast Shutter Speed
1/250 +



STOP ACTION

- Fast Shutter Speed
1/250 +
- High ISO
400, 800, 1200, 1600



STOP ACTION

- Fast Shutter Speed
1/250 +
- High ISO
400, 800, 1200, 160

BLURRED ACTION



STOP ACTION

- Fast Shutter Speed
1/250 +
- High ISO
400, 800, 1200, 160

BLURRED ACTION

- Low Shutter Speed



STOP ACTION

- Fast Shutter Speed
1/250 +
- High ISO
400, 800, 1200, 160

BLURRED ACTION

- Low Shutter Speed
- Low ISO (100)



STOP ACTION

- Fast Shutter Speed
1/250 +
- High ISO
400, 800, 1200, 160

BLURRED ACTION

- Low Shutter Speed
- Low ISO (100)
- Neutral Density Filter
- Tripod



Working with Shutter Speed

Use Aperture or Shutter Priority Mode

Fast to freeze -- 1/250th or more

Slow to blur -- 1/30 or less

Adjust ISO as needed

Use Tripod for slow shutter speed

Neutral density filter reduces light,
increasing shutter speed